

EXAL

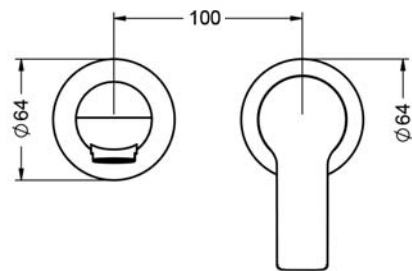
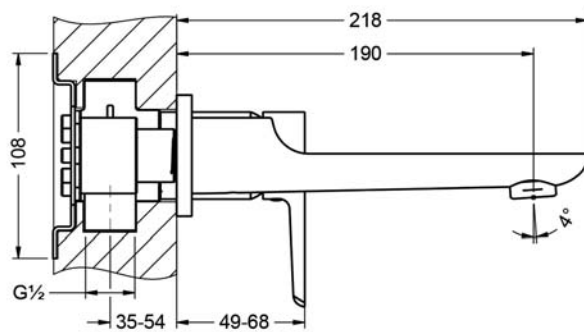
632.20.360.xxx

Single lever wall washbasin mixer, assembly set 1/2"

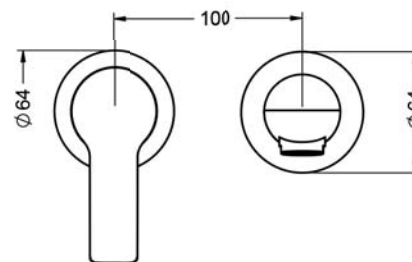
- projection 190 mm
- aerator M24 x 1, adjustable
- escutcheons

Required:

- **649.20.362.000** | Single lever wall washbasin mixer 1/2", concealed body, control lever on the right



mit Einbaukörper / with concealed body 649.20.362.000



mit Einbaukörper / with concealed body 649.20.364.000